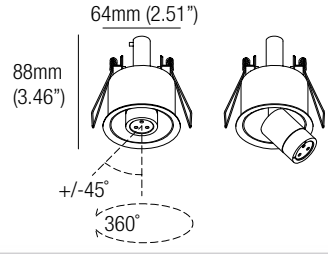


# MINILED A R10

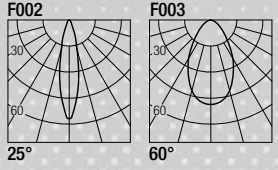
design: Lapo Grassellini

**Supply current**  
 Courant d'alimentation  
 Corriente de alimentación  
**350mA (V<sub>f</sub> 8.7V)**

**Power**  
 Pouissance  
 Potencia  
**3W**



## Photometric diagrams



CCT	Flux	CRI
2700K	128 lm	98+
3000K	133 lm	98+
3500K	142 lm	98+
4000K	154 lm	85
Custom	TBD	

## Code Construction

Construction du code produit  
 Construcción del código de producto

**MLDR | X | XX | X | E |**

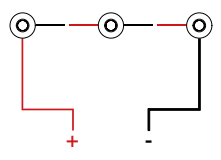
<b>MLDR</b>	<b>X</b>	<b>Finishing</b> Finitions Acabados	<b>XX</b>	<b>Color Temp.</b> Température couleur Temperatura de color	<b>X</b>	<b>Beam angle</b> Angle de faisceau Ángulo del haz	<b>E</b>
		<b>1</b> White Blanc Blanco		<b>27</b> 2700K	<b>S</b> 25°		
		<b>2</b> Grey Gris		<b>30</b> 3000K	<b>M</b> 60°		
		<b>5</b> Black Noir Negro		<b>35</b> 3500K			
				<b>40</b> 4000K			
				<b>CU</b> Custom			

## Drivers

Alimentateurs  
 Alimentadores

## Series wiring

Câblage en série  
 Cableado en serie



0-10V

**FLEXA-60-PRO-CC-10V**  
 Programmable 60W CC 0-10V Dimming  
 Dimming Range: 0.01%  
**Min 1./Max. 6 Fixtures per Driver**

Phase

**FLEXA-12-500-CC-ELV**  
 12W 500mA Constant Current  
 Dimming Range: 10%  
**Min. 1/Max. 2 Fixtures per Driver**

**FLEXA-23-500-CC-ELV**  
 23W 500mA Constant Current  
 Dimming Range: 10%  
**Min 3./Max. 5 Fixtures per Driver**

## Lutron Forward Phase

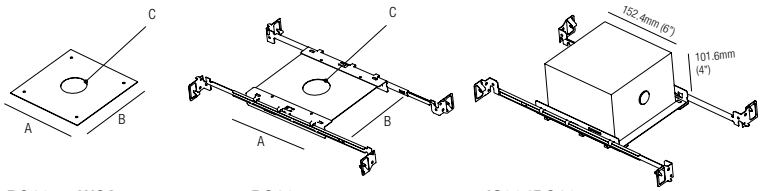
**LTEA.1**  
 Hi-Lume Forward Phase  
 20W 500mA Constant Current  
 Dimming Range: 1%  
**Min. 2/Max. 4 Fixtures per Driver**

**LTEA.2**  
 Hi-Lume Forward Phase  
 30W 500mA Constant Current  
 Dimming Range: 1%  
**Min. 4/Max. 6 Fixtures per Driver**

## Lutron Ecosystem

**PEQ.1**  
 Hi-Lume ECO System  
 20W 500mA Constant Current  
 Dimming Range: 1%  
**Min. 2/Max. 4 Fixtures per Driver**

**PEQ.0**  
 Hi-Lume ECO System Premier  
 20W 500mA Constant Current  
 Dimming Range: 0.1%  
**Min. 2/Max. 4 Fixtures per Driver**



**R01055-W0A**  
 Mounting Plate  
 with 55mm Hole

A - 152.4mm (6")  
 B - 152.4mm (6")  
 C - 55mm (2.16")

**R01055**  
 Mounting Plate  
 with 55mm Hole

A - 152.4mm (6")  
 B - 152.4mm (6")  
 C - 55mm (2.16")

**IC064R01055**  
 Recessed Box for Insulated Ceiling  
 with 55mm Hole

**AT064R01055**  
 Air Tight Recessed Box for Insulated  
 Ceiling with 55mm Hole